

# QUILTED IN HONOR

by **Island Batik**



*Pat Sloan's*

## CAPITOL STARS



Designed By Pat Sloan  
[www.patsloan.com](http://www.patsloan.com)

Capitol Stars  
52" x 52"

## Capitol Stars by Pat Sloan

52" x 52"

FREE pattern available at Island Batik

It is such an honor to be asked to design a quilt with Island Batik to support Operation Homefront. My father-in-law served in WWII and Korea. My Great Uncle also was in WWII. I'm thrilled to offer my quilt design to help raise funds to support the great work of Operation Homefront. If you make my design please send me a photo to [pat@patsloan.com](mailto:pat@patsloan.com)  
[www.PatSloan.com](http://www.PatSloan.com)

### Supply List

Background cream ribbon stripe - US03-4 - 1 1/8 yd

Inner borders and binding mottled navy camo - US07-6 - 1 1/2 yd

Border red poppies - US06-2 - to have a border that is not pieced - 22" x 43"

Stars and corners gold Island batiks line BE18-5 - 3/4 yd

Red dots in red poppies US06-1 - 1/4 yd

Green leaves and wreaths in green camo - US08-4 - 1 yd

Backing navy with white stars US02-2 - 4 yds

### Cutting Directions

Background cream ribbon stripe

Cut 4 blocks 18.5" X 18.5"

mottled navy camo

Cut 12 sashings 18.5" x 2.5"

Cut 4 border corners 5.5" x 5.5"

Gold Island batiks

Cut 9 corner stones 2.5" x 2.5"

Cut 16 Stars

Green camo

Cut 16 of leaf shape 1

Cut 16 of leaf shape 2

Cut 16 of wreath pieces

Red poppies

Cut 4 outer border 42.5" x 5.5"

Cut 4 large dots

Cut 16 small dots



### **Applique the blocks**

Fold the background block in half twice to create a '+' for positioning shapes

Position 4 stars on the background following the diagram

Position 4 wreath pieces under the stars

Position the leaves and berries

Applique. I use fusible applique with a blanket stitch.

### **Assemble the top**

Following the diagram,

--Sew a sashing and applique block unit. Make 2.


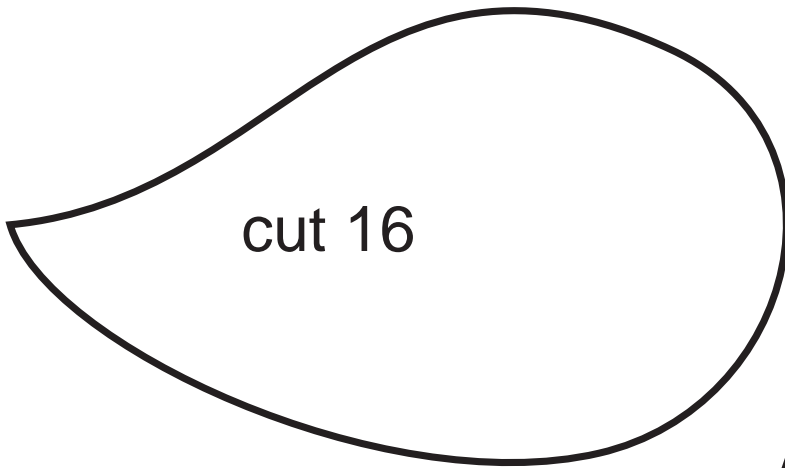
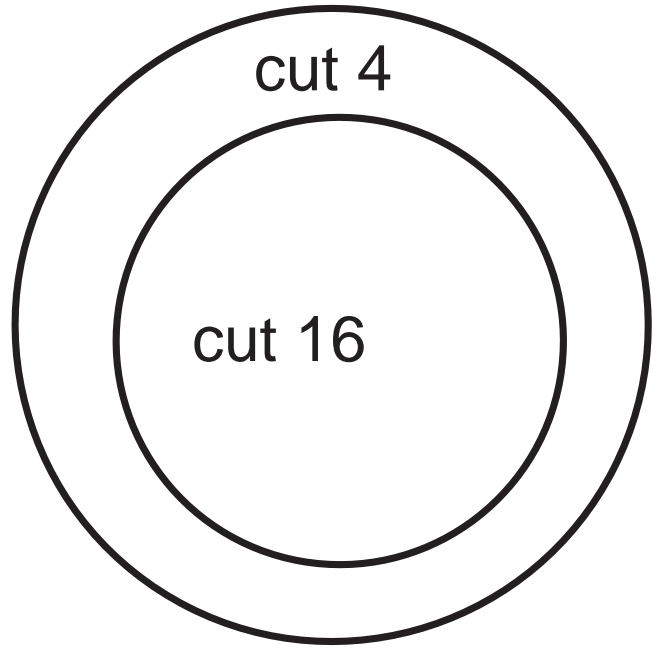
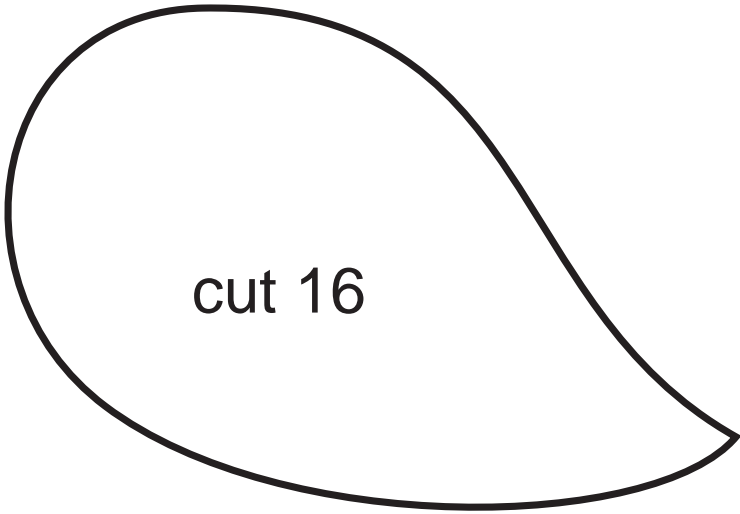
--Sew a sashing and corner stone unit. Make 3.

--Sew all the units to make the center of the quilt.

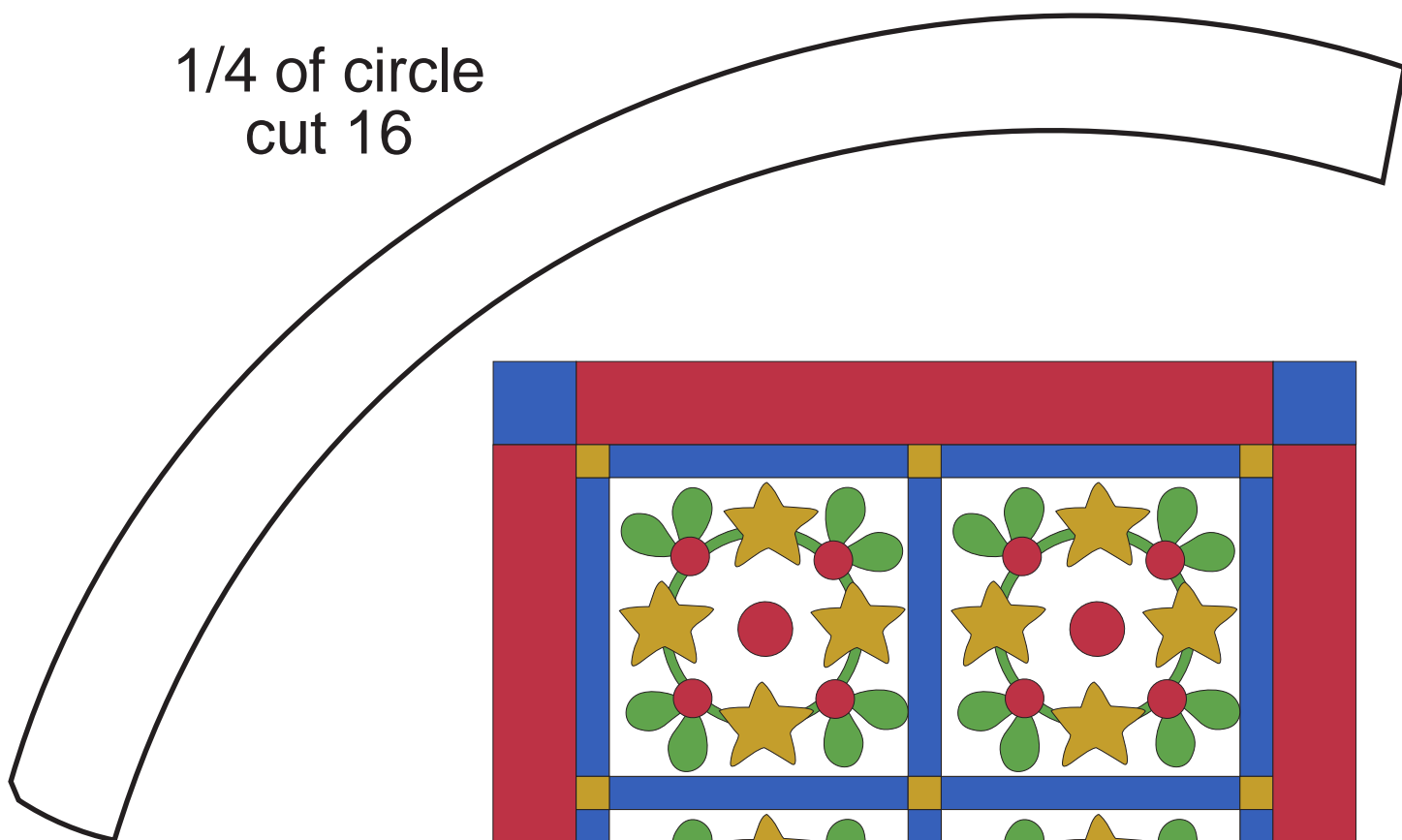
--Sew a border to each side

--Sew a border corner to each end of the remaining 2 borders.

--Sew final borders to the quilt



1/4 of circle  
cut 16



Pat Sloan for quilts of Honor  
"Capitol Stars"  
finished 52" x 52"  
cutting  
4 blocks 18.5 X 18.5  
12 sashing 18.5" x 2.5"  
9 corner stones 2.5" x 2.5"  
4 outer border 42.5" x 5.5"  
4 border cornders 5.5" x 5.5"

