

# Handmade Holiday - Tree Farm

Featuring fabrics from the Handmade Holiday collection by Ampersand Design Studio



Quilt designed by Lisa Swenson Ruble



901 E. 14th Avenue  
North Kansas City, MO 64116  
(816) 421-2000  
[www.pbsfabrics.com](http://www.pbsfabrics.com)

**Finished Quilt Size:** 49" x 64"  
**Finished Block Count & Size:** (20) 8" x 12"; (10) 6" x 12"

## Yardages and Cutting

*WOF means width of fabric from selvage to selvage. Remove as little fabric as possible when trimming selvage edges.*

### **Fat quarter White Focal Print, 121-21461**

- 2 large trees from template

### **Fat quarter Navy Focal Print, 121-21462**

- 2 large trees from template

### **1/2 yard Tree Print, 120-21463**

- 3 large trees from template
- 1 small tree from template

### **Fat quarter Teal Fa La La, 120-21464**

- 1 large tree from template
- 1 small tree from template

### **7/8 yard Navy Fa La La, 120-21465**

- 6 strips 2-1/4" x WOF for binding
- 4 large trees from template
- 1 small tree from template

### **Fat Quarter White Merry, 120-21466**

- 1 large tree from template
- 2 small trees from template

### **Fat Quarter Pink Floral, 120-21467**

- 1 large tree from template
- 1 small tree from template

### **Fat Quarter Teal Floral, 120-21468**

- 2 large trees from template

### **Fat Quarter Pink Plaid, 120-21469**

- 2 small trees from template

### **Fat Quarter Teal Plaid, 120-21470**


- 1 large tree from template
- 1 small tree from template

### **1/2 yard Red Plaid, 120-21471**

- 3 large trees from template
- 1 small tree from template

### **1-1/3 yards Painter's Palette Solid White, 121-000**

- 1 strip 12-1/2" x WOF; cut (8) large triangles and (6) large triangles in reverse
- 1 strip 8-1/2" x WOF; cut (2) large triangles in reverse and (4) small triangles and (4) small triangles in reverse



- 1 strip 4-1/2" x WOF; subcut (4) 4-1/2" x 6-1/2" pieces
- 6 strips 1-1/2" x WOF; subcut (10) 1-1/2" x 12-1/2" strips. Sew remaining strips short ends together and cut (2) 1-1/2" x 49-1/2" strips.

### **1-2/3 yards Painter's Palette Solid Beryl, 121-095**

- 2 strips 12-1/2" x WOF; cut (12) large triangles and (12) large triangles in reverse
- 1 strip 8-1/2" x WOF; cut (6) small triangles and (6) small triangles in reverse
- 1 strip 4-1/2" x WOF; subcut (6) 4-1/2" x 6-1/2" pieces
- 8 strips 1-1/2" x WOF; subcut (15) 1-1/2" x 12-1/2" strips. Sew remaining strips short ends together and cut (2) 1-1/2" x 49-1/2" strips.

### **3-1/4 yards backing fabric of choice**

- 2 pieces 57" x WOF


### **Batting**

- 1 piece 57" x 72"


# Piecing the Blocks

Use a 1/4" seam allowance for all stitching.

1. Sew (1) Beryl large triangle and (1) Beryl large triangle in reverse to opposite long sides of (1) large Navy Fa La La tree template to make a large tree block. Square up to measure 8-1/2" x 12-1/2". Make the indicated number of each fabric combination shown below.




Make 2  
each



Make 1  
each



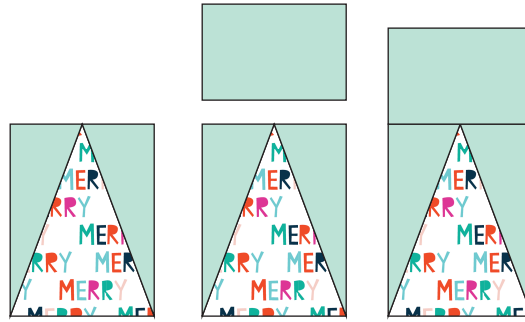
Make 2  
each



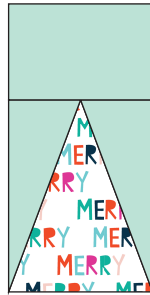
Make 1  
each




2. In the same way, sew (1) Beryl small triangle and (1) Beryl small triangle in reverse to opposite long sides of (1) White Merry small tree template. Square up to measure 6-1/2" x 8-1/2". Sew (1) 4-1/2" x 6-1/2" Beryl piece to the top of the small tree to make (1) 6-1/2" x 12-1/2" small tree block. Make the indicated number of each fabric combination shown below.



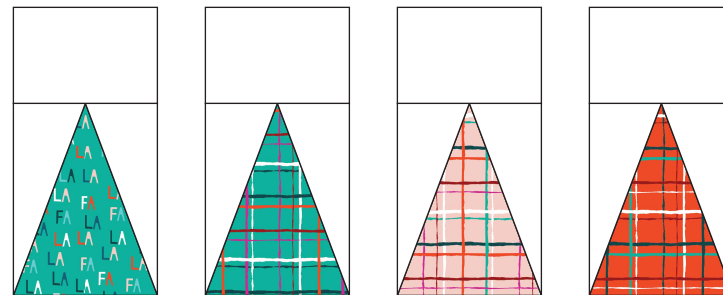
**Make 2**



**Make 1 each**



**Make 1 each**



# Completing the Quilt



**Quilt Assembly Diagram**

1. Referring to the Quilt Assembly Diagram, lay out (4) large tree blocks and (2) small tree blocks alternating with (5) 1-1/2" x 12-1/2" coordinating solid strips. Sew the blocks and strips together to make a row. Make a total of (5) rows.
2. Sew the (5) rows together alternating with the (2) 1-1/2" x 49-1/2" White strips and (2) 1-1/2" x 49-1/2" Beryl strips to complete the quilt top.
3. Remove the selvedge edges from the backing pieces. Join the pieces on the long edges with a 1/2" seam allowance. Press seam open. Trim to make a 57" x 72" backing piece.
4. Layer, baste and quilt. Use the (6) 2-1/4" x WOF Navy Fa La La strips to bind the quilt.



# Handmade Holiday - Tree Farm

1 kit                      5 kits                      10 kits  
**120-21461**                      **White Focal Print**  
**FQ**                      **1-1/4 yards**                      **2-1/2 yards**



**121-21462**                      **Navy Focal Print**  
**FQ**                      **1-1/4 yards**                      **2-1/2 yards**



**120-21463**                      **Tree Print**  
**1/2 yard**                      **2-1/2 yards**                      **5 yards**



**120-21464**                      **Teal Fa La La**  
**FQ**                      **1-1/4 yards**                      **2-1/2 yards**




**120-21465**                      **Navy Fa La La**  
**7/8 yards**                      **4-3/8 yards**                      **8-3/4 yards**



**121-21466**                      **White Merry**  
**FQ**                      **1-1/4 yards**                      **2-1/2 yards**



**120-21467**                      **Pink Floral**  
**FQ**                      **1-1/4 yards**                      **2-1/2 yards**



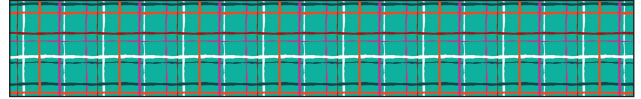
1 kit                      5 kits                      10 kits  
**120-21468**                      **Teal Floral**  
**FQ**                      **1-1/4 yards**                      **2-1/2 yards**



**120-21469**                      **Pink Plaid**  
**FQ**                      **1-1/4 yards**                      **2-1/2 yards**



**120-21470**                      **Teal Plaid**  
**FQ**                      **1-1/4 yards**                      **2-1/2 yards**



**120-21471**                      **Red Plaid**  
**1/2 yard**                      **2-1/2 yards**                      **5 yards**



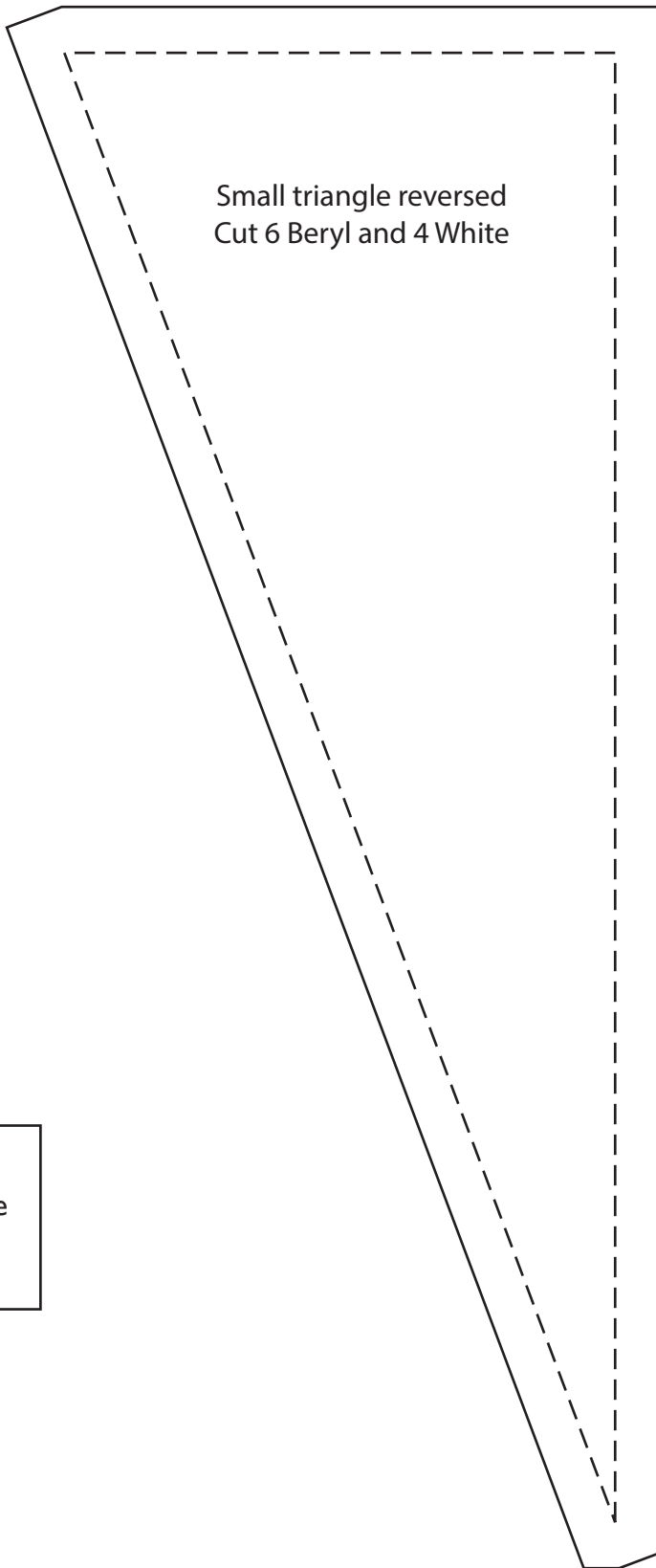
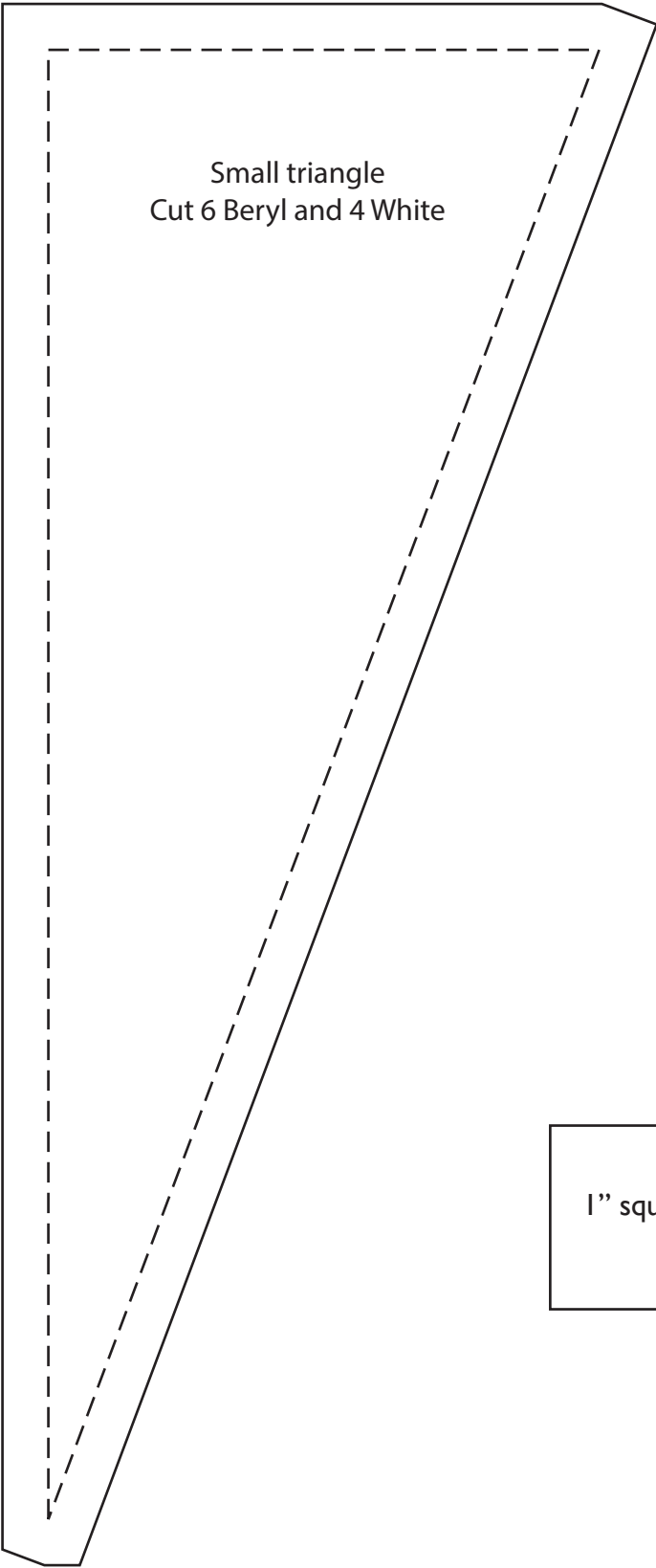
**121-000**                      **Painter's Palette Solid White**  
**1-1/3 yards**                      **6-2/3 yards**                      **13-1/3 yards**

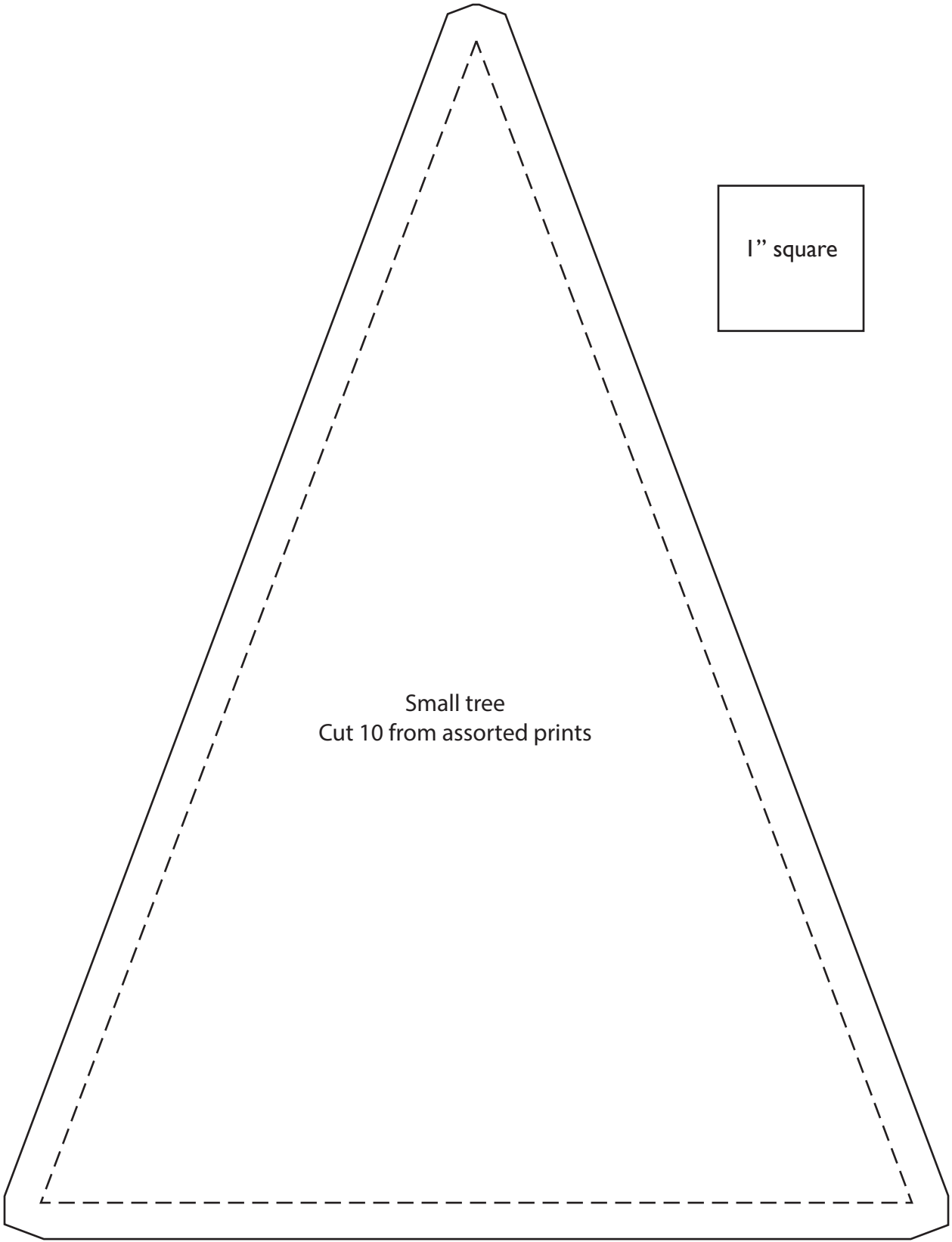


**121-095**                      **Painter's Palette Solid Beryl**  
**1-2/3 yards**                      **8-1/3 yards**                      **16-2/3 yards**



**Backing of Choice**  
**3-1/4 yards**                      **16-1/4 yards**                      **32-1/2 yards**



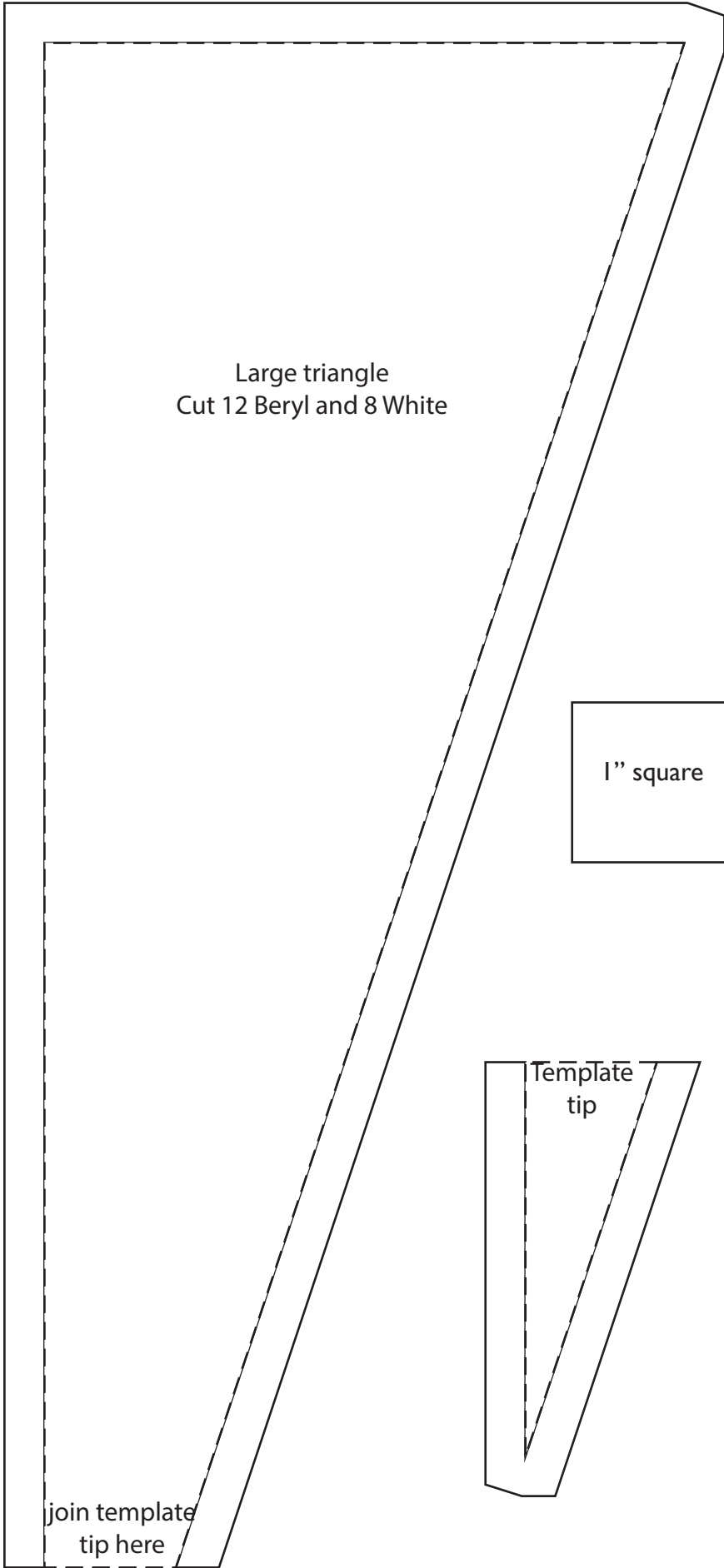


Small tree  
Cut 10 from assorted prints



1" square



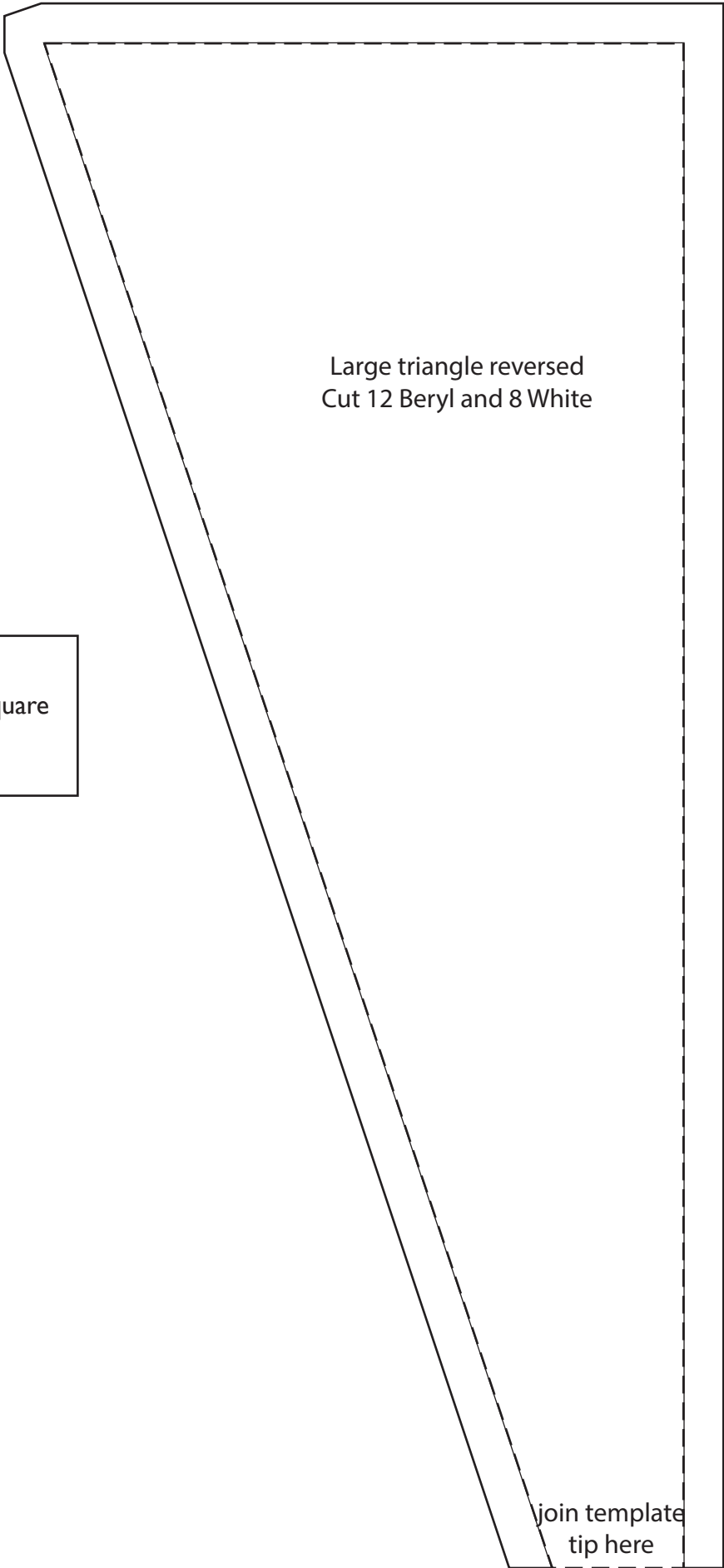


Large triangle  
Cut 12 Beryl and 8 White

1" square

Template  
tip

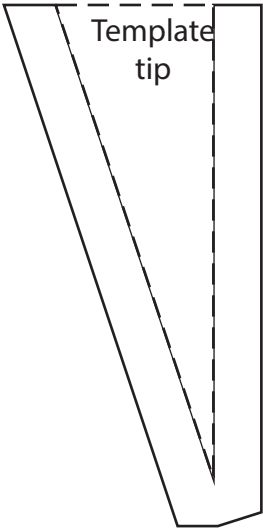
join template  
tip here



Large triangle reversed  
Cut 12 Beryl and 8 White

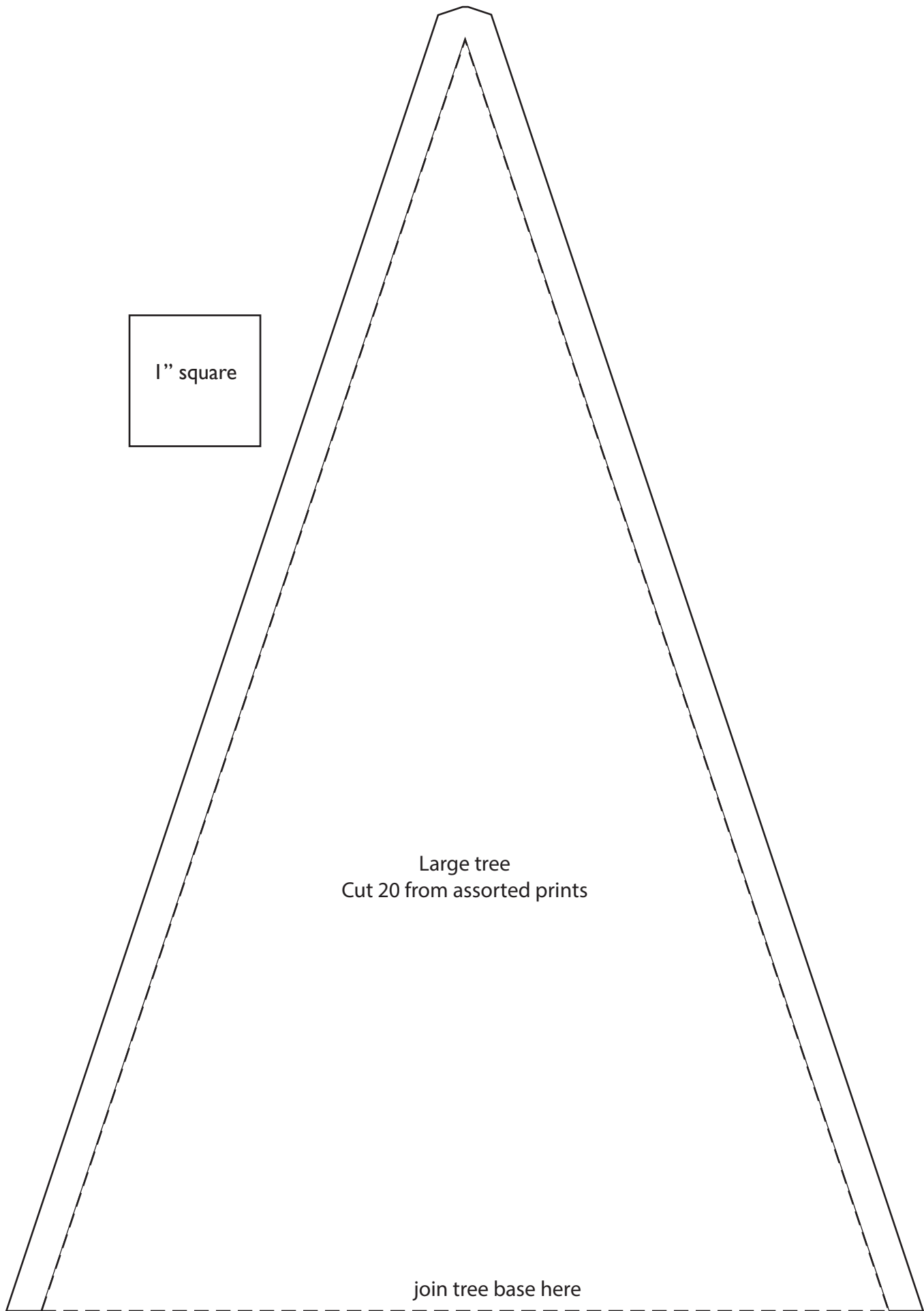


1" square



Template  
tip

join template  
tip here



1" square

Large tree  
Cut 20 from assorted prints

join tree base here

1" square

